



5- $\frac{1}{2}$ 8RD MALE BODY
 DUCTILE IRON
 P/N 1455-0000-030



1410-0000-016



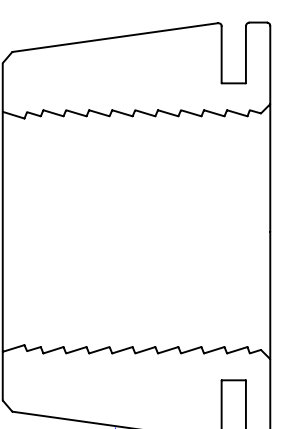
TOP PLATE
 P/N 1425-0278-004




PACKOFF RUBBER (2)
 P/N 1425-0278-003



BOTTOM PLATE
 P/N 1425-0278-002



CASE HARDENED SLIPS
 P/N 1425-0278-001



SLIP BOWL
 P/N 1401-0000-001

TOLERANCES UNLESS NOTED

DECIMAL	X.X	X.XX	X.XXX	ANGULAR SURFACE
	±.1	±.015	±.005	±.5°
				125 rms



Wellhead Systems Inc.
 710 West McVey
 Hill City, Kansas 67642

Material:

Ductile Iron
 65-45-12
 (Per API 11-IW)

5- $\frac{1}{2}$ 8rd x 2- $\frac{7}{8}$ Male Type
 "HB" Tubing Head
 All Dimensions ±.005 Unless
 Otherwise Stated

- Notes:
1. DEBURR AND REMOVE ALL SHARP EDGES
 .015 X 45° UNLESS OTHERWISE NOTED
 2. PART TO BE FREE OF MACHINE OILS AND METAL CHIPS
 3. REFERENCE API 5B AND 11-IW

P/N 1455-0278-001